

Distributed by:

**UNCOVER THE POTENTIAL  
OF ESTABLISHED LEADERS**

# MAHINDRA MANULIFE LARGE CAP FUND

(Large Cap Fund - An open ended equity scheme predominantly investing in large cap stocks)



October 31, 2024

## Why invest in this Scheme ?



Agile quality portfolio from India's Big 100 Companies\*

\*In terms of Full Market Capitalisation.



Exposure to the more stable half of the market

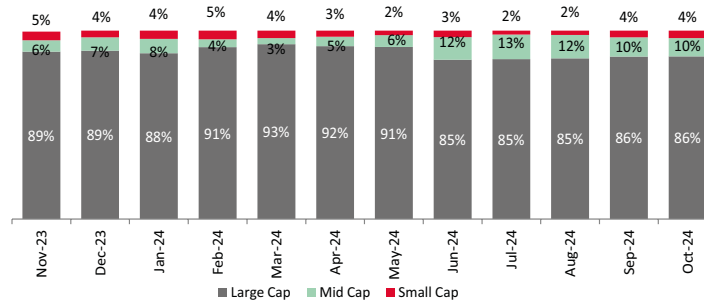


High conviction bottom up stock picking with a focus on alpha generation

### Scheme Positioning

- A concentrated portfolio of market leaders and established businesses.
- A portfolio with measured exposure in other market caps for possible alpha generation.

### 12 Month Market Capitalization Trend (% to Equity Holdings)



As per the Market Capitalization data provided by AMFI (In line with the applicable SEBI guidelines)

### Top 5 Sectors of the scheme (% to Net Assets)

Sector	MMLCF*	Nifty 100 TRI
Financial Services	33.48%	32.39%
Oil Gas & Consumable Fuels	10.18%	9.74%
Information Technology	9.68%	10.95%
Fast Moving Consumer Goods	8.18%	8.18%
Automobile And Auto Components	5.08%	7.11%

\*Mahindra Manulife Large Cap Fund

Data as on October 31, 2024

### Significant Portfolio changes of the Current Month

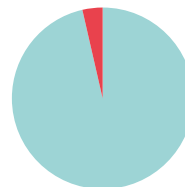
Fresh Additions	Complete Exits
<b>Security</b>	<b>Security</b>
Bajaj Finserv Limited	Honeywell Automation India Limited
Bharti Airtel Limited	Maruti Suzuki India Limited
Cipla Limited	Samvardhana Motherson International Limited
Hindalco Industries Limited	Zomato Limited
Mahindra & Mahindra Limited	-
Max Healthcare Institute Limited	-
Pidilite Industries Limited	-
Titan Company Limited	-

**Note:** The companies/stock(s) referred above are only for the purpose of disclosure of significant portfolio changes during the month and should not be construed as recommendation to buy/sell/hold. The fund manager may or may not choose to hold these companies/stocks, from time to time. Investors are requested to consult their financial, tax and other advisors before taking any investment decision(s). Data as on October 31, 2024

### Portfolio Update for the Month

- Key Overweight sectors/Industries include Banks, Consumer Durables and Construction vs the Schemes' Benchmark.
- Key Underweight sectors /Industries include Metals & Mining, Capital Goods and Automobile and Auto Components vs the Scheme's Benchmark.

### Asset Allocation (%)



94.74% - Equity Holdings  
5.26% - Cash & Other Receivables

Data as on October 31, 2024

### Top 10 Equity Holdings (as on October 31, 2024)

Security	% to Net Assets
HDFC Bank Limited	9.36%
ICICI Bank Limited	8.91%
Reliance Industries Limited	6.91%
Infosys Limited	5.53%
Larsen & Toubro Limited	4.82%
State Bank of India	4.07%
Axis Bank Limited	4.02%
Bharti Airtel Limited	3.35%
Power Grid Corporation of India Limited	2.84%
Hindustan Unilever Limited	2.72%
<b>Total</b>	<b>52.53%</b>

### Portfolio Stats

Turnover Ratio (Last 1 year)	0.93
Standard Deviation	12.92%
Beta	0.91
Sharpe Ratio <sup>#</sup>	0.41
Jenson's Alpha	-0.0807

#Risk-free rate assumed to be 6.61% (MIBOR as on 31-10-24) - Source: www.mmda.org  
Note: As per AMFI guidelines for factsheet, the ratios are calculated based on month rolling returns for last 3 years. Data as on October 31, 2024

## Scheme Details

### Investment Objective:

The investment objective of the Scheme is to provide long term capital appreciation & provide long-term growth opportunities by investing in a portfolio constituted of equity & equity related securities and derivatives predominantly in large cap companies. However, there can be no assurance that the investment objective of the Scheme will be achieved.

### Fund Manager:

**Ms. Fatema Pacha**

**Total Experience:** 18 years | **Experience in managing this fund:** 3 years and 10 months (Managing since December 21, 2020)

**Date of allotment:** March 15, 2019

**Benchmark:** Nifty 100 TRI

**Option:** IDCW (IDCW Option will have IDCW Reinvestment (D) & IDCW Payout facility) and Growth (D)

D-Default

**Minimum Application Amount:** Rs. 1,000 and in multiples of Re. 1/- thereafter

**Minimum Additional Purchase Amount:** Rs. 1,000 and in multiples of Re. 1/- thereafter

**Minimum Weekly & Monthly SIP Amount:** Rs 500 and in multiples of Re.1/- thereafter

**Minimum Weekly & Monthly SIP installments:** 6

**Minimum Quarterly SIP Amount:** Rs 1,500 and in multiples of Re. 1/- thereafter

**Minimum Quarterly SIP installments:** 4

**Minimum Amount for Switch in:** Rs. 1,000/- and in multiples of Re. 0.01/- thereafter.

**Minimum Amount for Redemption / Switch-outs:** Rs. 1,000/- or 100 units or account balance, whichever is lower in respect of each Option.

**Monthly AAUM as on October 31, 2024 (Rs. in Cr.):** 582.16

**Monthly AUM as on October 31, 2024 (Rs. in Cr.):** 576.81

**Entry Load:** Not applicable

**Exit Load:** ● An Exit Load of 1% is payable if Units are redeemed / switched-out upto 3 months from the date of allotment;

● Nil if Units are redeemed / switched-out after 3 months from the date of allotment.

## Scheme Performance (as on October 31, 2024)

Mahindra Manulife Large Cap Fund	CAGR Returns (%)				Value of Investment of ₹ 10,000*				NAV / Index Value (as on October 31, 2024)
	1 Year	3 Years	5 Years	Since Inception	1 Year (₹)	3 Years (₹)	5 Years (₹)	Since Inception	
Regular Plan - Growth Option	31.16	11.66	15.59	15.30	13,126	13,936	20,648	22,304	22.3039
Nifty 100 TRI <sup>A</sup>	32.97	13.13	17.04	15.98	13,307	14,494	21,983	23,055	34,034.49
BSE Sensex TRI <sup>AA</sup>	25.78	11.59	15.99	15.37	12,586	13,907	21,009	22,384	1,23,049.15

<sup>A</sup>Benchmark <sup>AA</sup>Additional Benchmark. CAGR - Compounded Annual Growth Rate. Inception/Allotment date: 15-Mar-2019. **Past performance may or may not be sustained in future and should not be used as a basis of comparison with other investments.** Since inception returns of the scheme is calculated on face value of Rs. 10 invested at inception. The performance details provided above are of Growth Option under Regular Plan. Different Plans i.e Regular Plan and Direct Plan under the scheme has different expense structure. Ms. Fatema Pacha is managing this scheme since December 21, 2020.

\*Based on standard investment of Rs. 10,000 made at the beginning of the relevant period.

## SIP Performance (as on October 31, 2024)

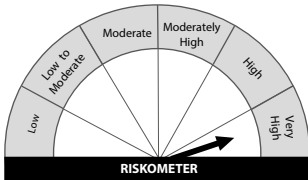
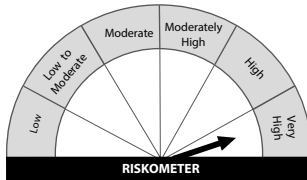
SIP Investment Period	Total Amount Invested (₹)	Regular Plan		Nifty 100 TRI <sup>A</sup>		BSE Sensex TRI <sup>AA</sup>	
		Market Value (₹)	CAGR Returns (%)	Market Value (₹)	CAGR Returns (%)	Market Value (₹)	CAGR Returns (%)
1 Year	1,20,000	1,29,440	14.87	1,30,389	16.40	1,28,614	13.55
3 Years	3,60,000	4,68,577	17.87	4,74,255	18.73	4,56,150	15.98
5 Years	6,00,000	9,52,124	18.52	9,74,784	19.48	9,32,632	17.67
Since Inception	6,70,000	11,07,176	17.92	11,35,367	18.84	10,86,763	17.25

<sup>A</sup>Benchmark <sup>AA</sup>Additional Benchmark. CAGR - Compounded Annual Growth Rate. Inception/Allotment date: 15-Mar-2019. **Past performance may or may not be sustained in future and should not be used as a basis of comparison with other investments.** Returns greater than 1 year period are compounded annualized. For SIP returns, monthly investment of equal amounts invested on the 1st business day of every month has been considered. CAGR Returns (%) are computed after accounting for the cash flow by using the XIRR method (investment internal rate of return).

### Distributed by:

**Disclaimer:** Readers of this material should rely on information / data arising out of their own investigations and advised to seek independent professional advice and arrive at an informed decision before making any investments. Neither Mahindra Manulife Investment Management Private Limited nor Mahindra Manulife Trustee Private Limited, its directors or associates shall be liable for any damages that may arise from the use of the information contained herein.

**Get in touch:** Unit No. 204, 2nd Floor, Amity Building, Piramal Agastya Corporate Park, LBS Road, Kamani Junction, Kurla (W), Mumbai - 400 070.  
Phone: +91-22-66327900, Fax: +91-22-66327932  
Toll Free No.: 1800 419 6244 Website: www.mahindramanulife.com

Scheme Name	This Product is Suitable for investors who are seeking*	Scheme Riskometer	Scheme Benchmark	Benchmark Riskometer
<b>Mahindra Manulife Large Cap Fund</b>	<ul style="list-style-type: none"> <li>Long term capital appreciation;</li> <li>Investment predominantly in equity and equity related securities including derivatives of large cap companies.</li> </ul>	 <p>Investors understand that their principal will be at very high risk</p>	<b>Nifty 100 TRI</b>	

\*Investors should consult their financial advisers if in doubt about whether the product is suitable for them.

**Mutual Fund investments are subject to market risks, read all scheme related documents carefully.**

**Performance of other schemes managed by the Fund Manager(s)**

Scheme Name	Scheme Inception Date	Fund Manager(s)	Managing since	CAGR Returns (%)		
				1 yr	3 yrs	5 yrs
<b>Mahindra Manulife ELSS Tax Saver Fund - Reg - Growth</b>	18-Oct-16	Ms. Fatema Pacha	16-Oct-20	28.73	13.35	18.31
		Mr. Manish Lodha	21-Dec-20			
Nifty 500 TRI <sup>A</sup>				36.22	15.71	19.75
<b>Mahindra Manulife Focused Fund - Reg - Growth</b>	17-Nov-20	Mr. Krishna Sanghavi	Since inception	42.58	19.48	-
		Ms. Fatema Pacha	21-Dec-20			
Nifty 500 TRI <sup>A</sup>				36.22	15.71	-
<b>Mahindra Manulife Multi Cap Fund - Reg - Growth</b>	11-May-17	Mr. Manish Lodha	21-Dec-20	40.24	18.18	24.63
		Ms. Fatema Pacha	16-Oct-20			
Nifty 500 Multicap 50:25:25 TRI <sup>A</sup>				39.56	18.58	23.46
<b>Mahindra Manulife Consumption Fund - Reg - Growth</b>	13-Nov-18	Mr. Navin Matta <sup>EE</sup>	24-Oct-24	36.89	18.34	17.23
		Ms. Fatema Pacha	21-Dec-20			
Nifty India Consumption TRI <sup>A</sup>				39.07	18.86	18.57
<b>Mahindra Manulife Aggressive Hybrid Fund - Reg - Growth</b>	19-July-19	Ms. Fatema Pacha (Equity Portion)	16-Oct-20	33.70	15.52	18.98
		Mr. Manish Lodha (Equity Portion)	21-Dec-20			
		Mr. Rahul Pal (Debt Portion)	Since inception			
		Mr. Amit Garg (Debt Portion)	02-May-24			
CRISIL Hybrid 35+65 Aggressive Index <sup>A</sup>				25.57	11.89	15.10
<b>Mahindra Manulife Flexi Cap Fund - Reg - Growth</b>	23-Aug-21	Ms. Fatema Pacha	Since inception	31.11	15.39	-
		Mr. Manish Lodha				
Nifty 500 TRI <sup>A</sup>				36.22	15.71	-
<b>Mahindra Manulife Balanced Advantage Fund - Reg - Growth</b>	30-Dec-21	Mr. Manish Lodha (Equity Portion)	Since inception	26.45	-	-
		Ms. Fatema Pacha (Equity Portion)				
		Mr. Rahul Pal (Debt Portion)				
Nifty 50 Hybrid Composite Debt 50: 50 Index <sup>A</sup>				18.75	-	-

<sup>A</sup>Benchmark CAGR – Compounded Annual Growth Rate.

**Past performance may or may not be sustained in future and should not be used as a basis of comparison with other investments.** The performance details provided above are of Growth Option under Regular Plan. Different Plans i.e Regular Plan and Direct Plan under the scheme has different expense structure. Ms. Fatema Pacha manages 8 schemes of Mahindra Manulife Mutual Fund. The performance data for the schemes which have not completed one year has not been provided.

Performance as on October 31, 2024.

<sup>EE</sup>Pursuant to change in Fund Management Responsibilities, the scheme shall be managed by Mr. Krishna Sanghavi effective October 24, 2024.

<sup>EE</sup>Pursuant to change in Fund Management Responsibilities, the scheme shall be managed by Mr. Navin Matta effective October 24, 2024.

**Disclaimer :** Readers of this material should rely on information / data arising out of their own investigations and advised to seek independent professional advice and arrive at an informed decision before making any investments. Neither Mahindra Manulife Investment Management Private Limited nor Mahindra Manulife Trustee Private Limited, its directors or associates shall be liable for any damages that may arise from the use of the information contained herein.

**Get in Touch:** Unit No. 204, 2nd Floor, Amity Building, Piramal Agastya Corporate Park, LBS Road, Kamani Junction, Kurla (W), Mumbai - 400 070.

Phone: +91-22-66327900, Fax: +91-22-66327932, Toll Free No.: 1800 419 6244 Website: [www.mahindramanulife.com](http://www.mahindramanulife.com)

**Mutual Fund investments are subject to market risks, read all scheme related documents carefully.**